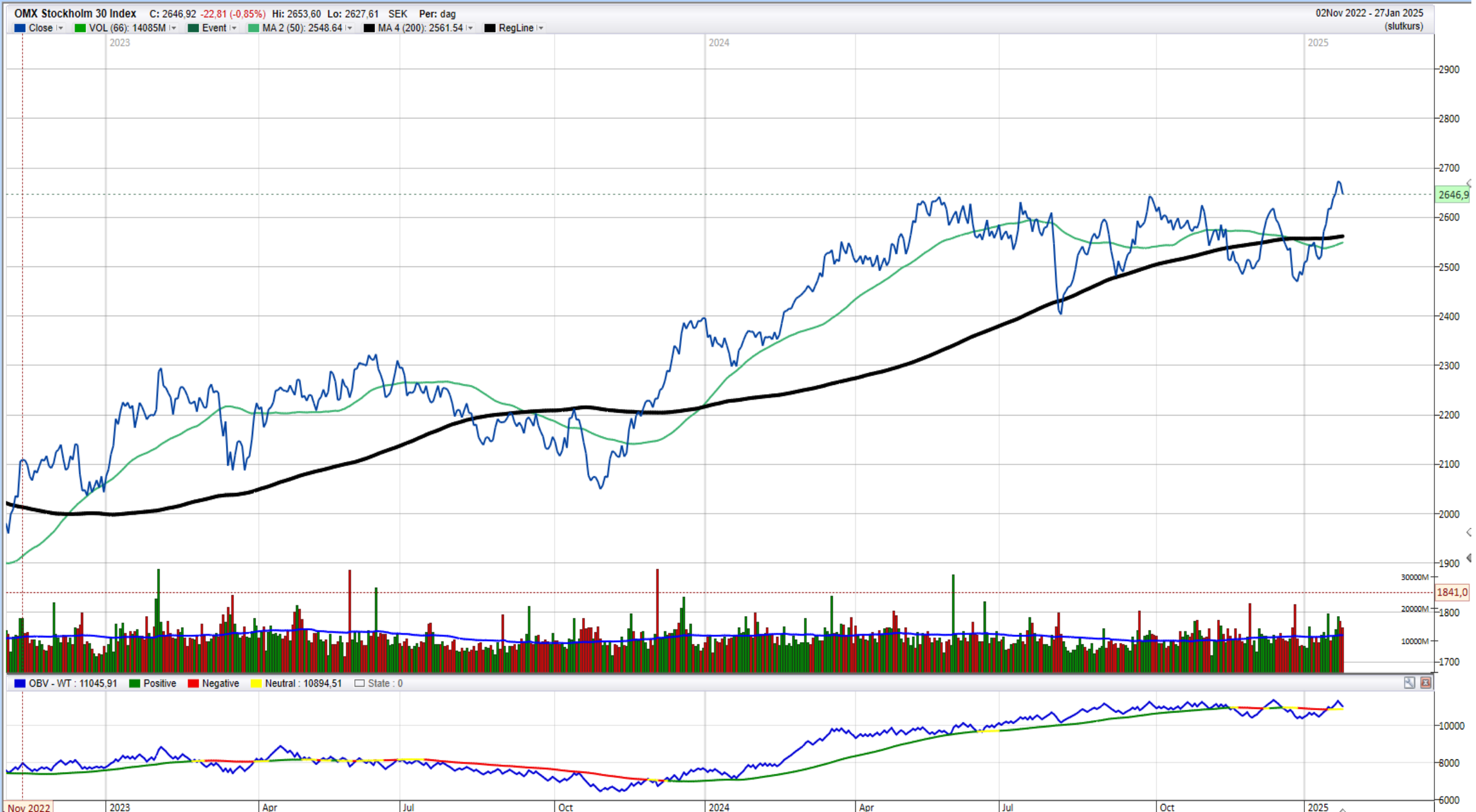




Project 1897: The imperial presidency

And in Donald Trump,
an imperialist president for the
first time in over a century





\$OMXS30 OMX Stockholm 30 Index OMX

27-Jan-2025, 16:00 ET, daily, O: 2,638.035, H: 2,653.596, L: 2,627.605, C: 2,646.922, Chg: -22.812 (-0.85%)

P&F Pattern Double Top Breakout on 22-Jan-2025

Scaling: Traditional [Reversal: 3]

Bullish Price Objective (Tentative): 3079.0

(c) StockCharts.com



\$SPX S&P 500 Large Cap Index INDX

27-Jan-2025, 15:07 ET, daily, O: 5,969.04, H: 6,017.17, L: 5,962.92, C: 5,985.56, Chg: -115.68 (-1.90%)

P&F Pattern Bear Trap on 15-Jan-2025

Scaling: Traditional [Reversal: 3]

Bullish Price Objective (Tentative): 6749.0

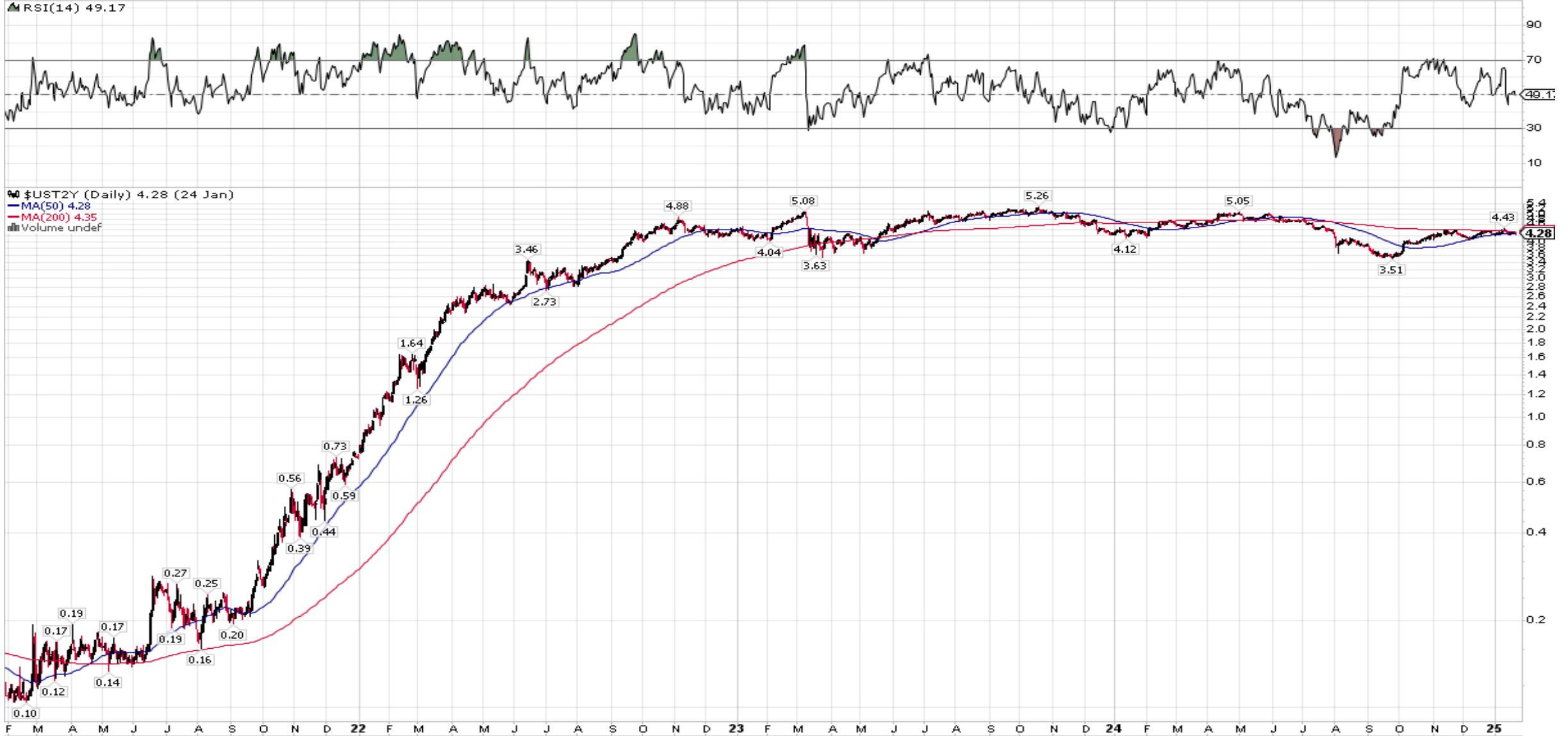
(c) StockCharts.com



2åringen nu 4,28 ned 0,01

Open: **4.30** Ask: Mkt Cap: P/E:
High: **4.30** Bid: Fwd Dividend: **N/A** EPS:
Low: **4.25** Last: Fwd Yield: **N/A** Last Earnings:
Prev Close: **4.30** Optionable: **no** SCTR: Next Earnings:

Friday 24-Jan-2025
▼ **-0.47%**
Chg: **-0.02**
Last: **4.28**
Volume: **0**



10 åringen nu 4,63 upp 0,03 från 4,60

\$UST10Y 10-Year US Treasury Yield (EOD) INDX

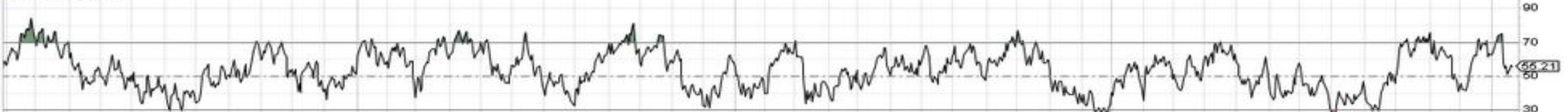
© StockCharts.com

Friday 24-Jan-2025

Open:	4.65	Ask:		Mkt Cap:		P/E:	
High:	4.67	Bid:		Fwd Dividend:	N/A	EPS:	
Low:	4.61	Last:		Fwd Yield:	N/A	Last Earnings:	
Prev Close:	4.65	Optionable:	no	SCTR:		Next Earnings:	

▼ -0.26%
Chg: -0.01
Last: 4.63
Volume: 0

RSI(14) 55.21



\$UST10Y (Daily) 4.63 (24 Jan)

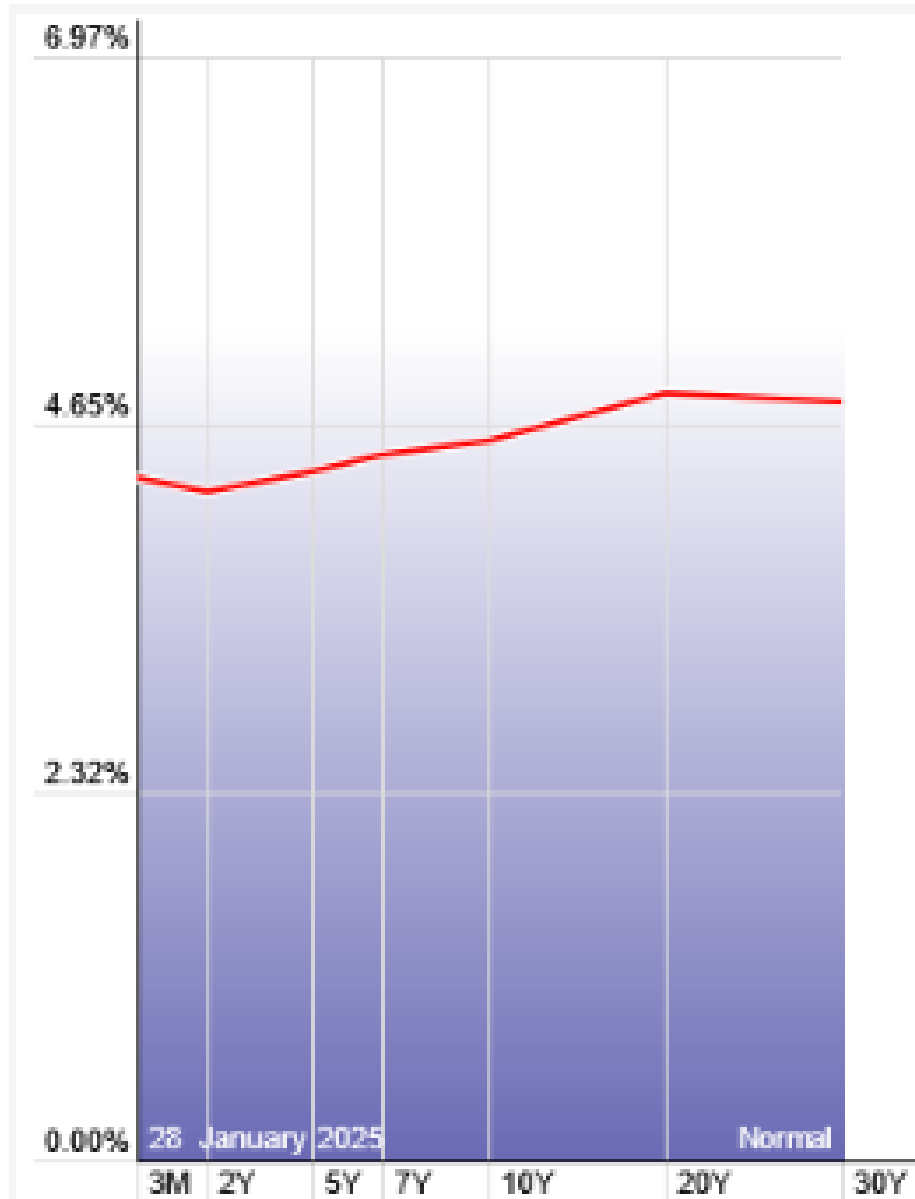
MA(50) 4.47

MA(200) 4.26

Volume undef



Dynamic Yield Curve



Trail length:



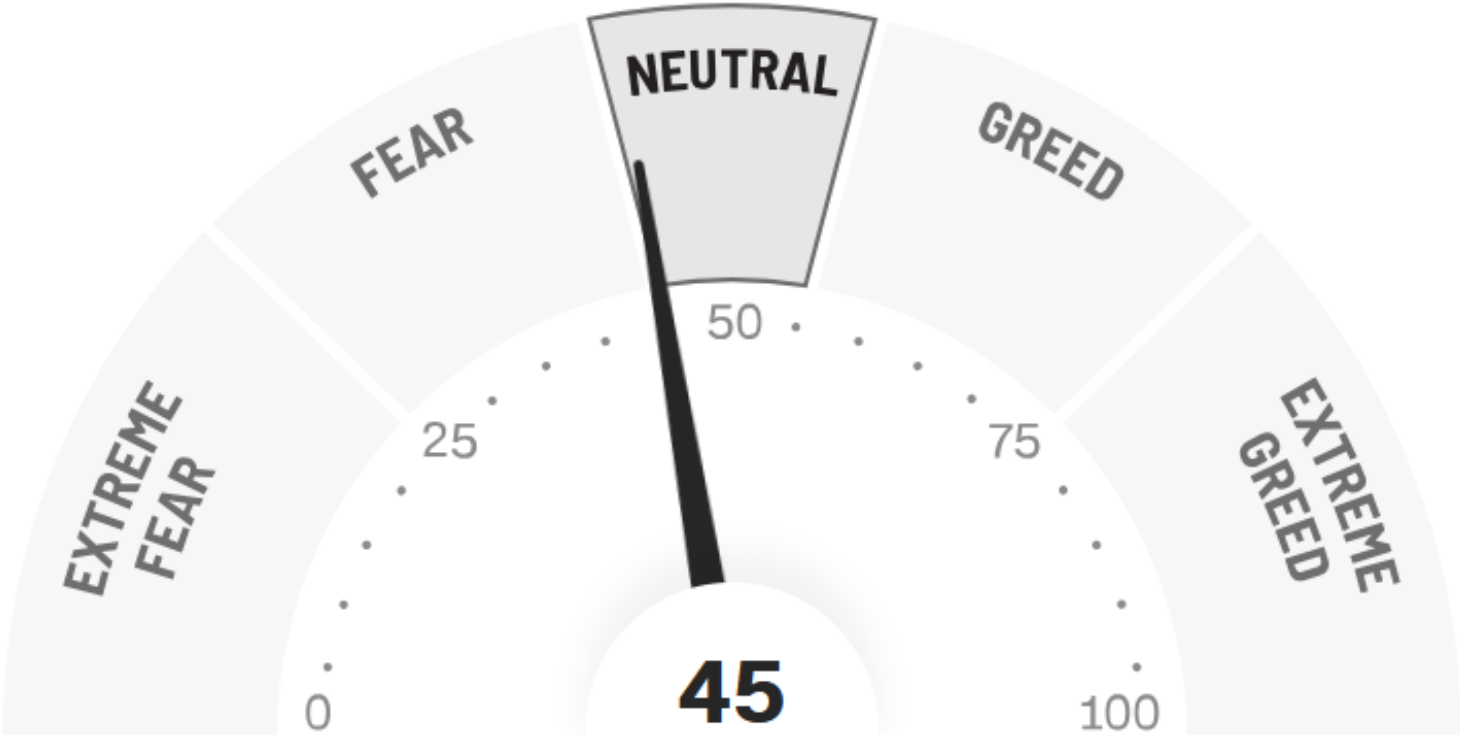
Snapshot Clear Animate Show Info

Fear & Greed Index

What emotion is driving the market now?

[Learn more about the index](#)

Overview Timeline



Previous close

Fear 44

1 week ago

Fear 42

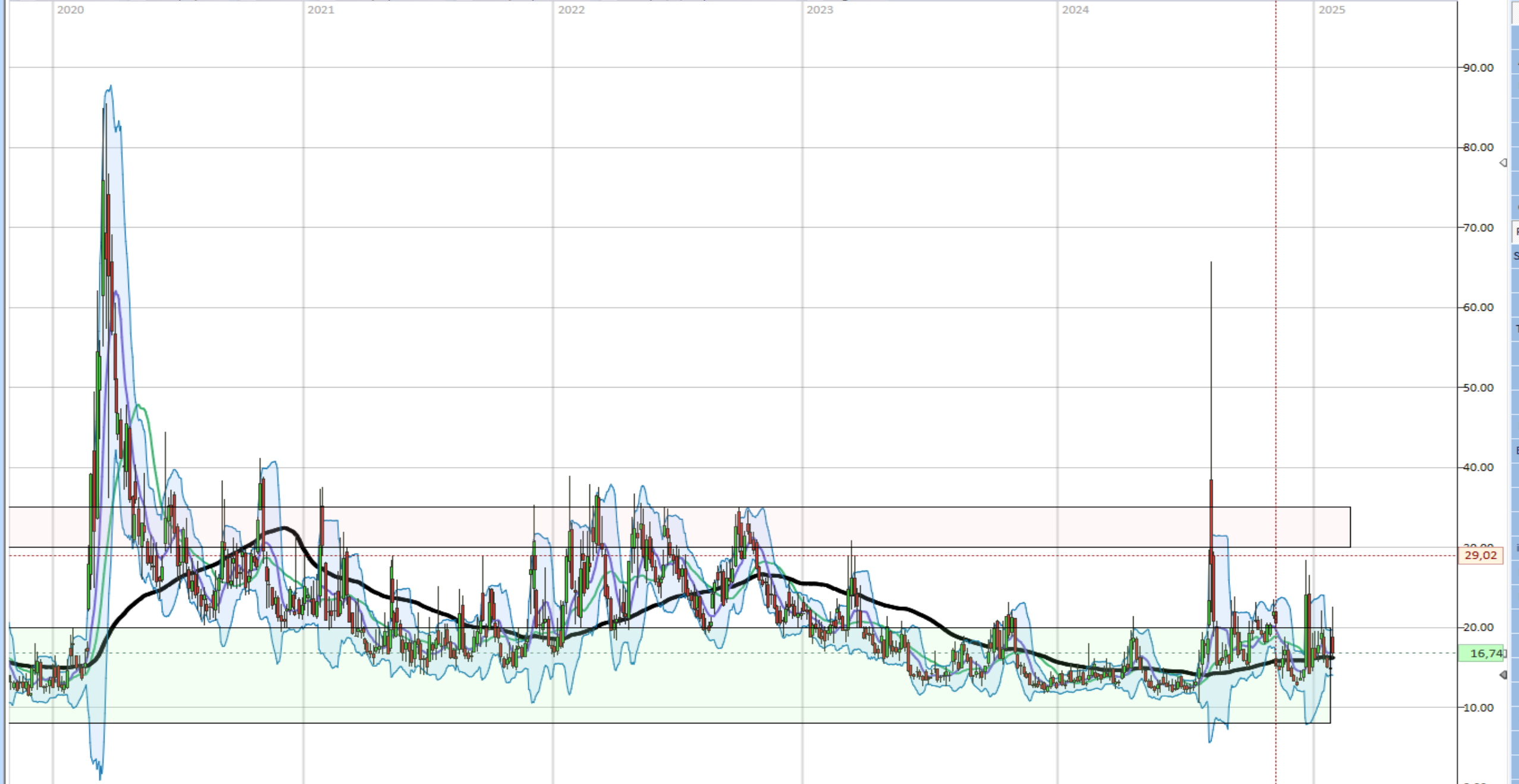
1 month ago

Fear 30

1 year ago

Greed 74

Last updated Jan 29 at 2:34:51 PM ET



Aktuell månad: November 2024

Över trend

Expansion

Avmattning

Hushållens konfidens och
Nyregistrering personbilar
i expansion

Sysselsättning kvar i
recession

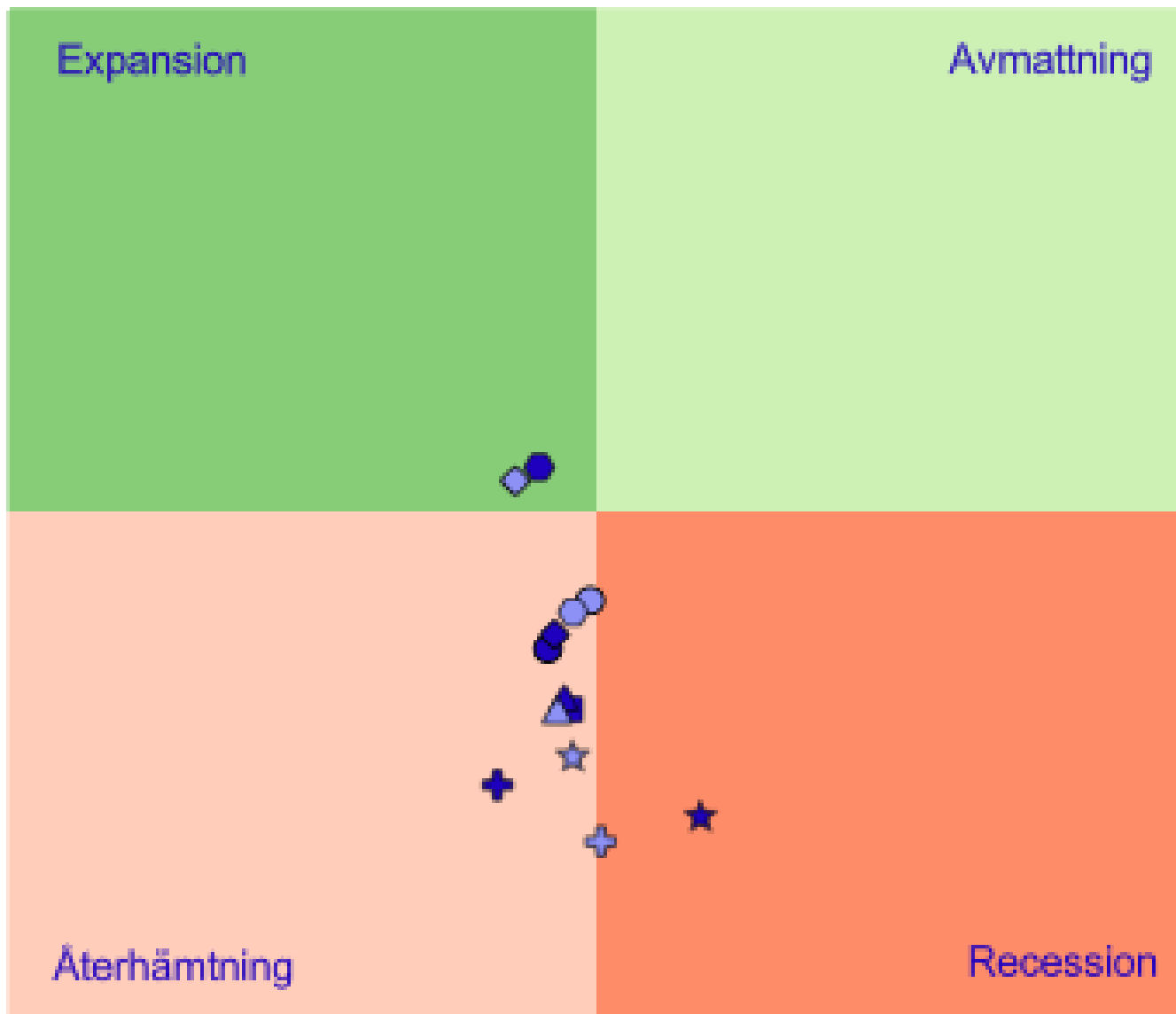
Ökning

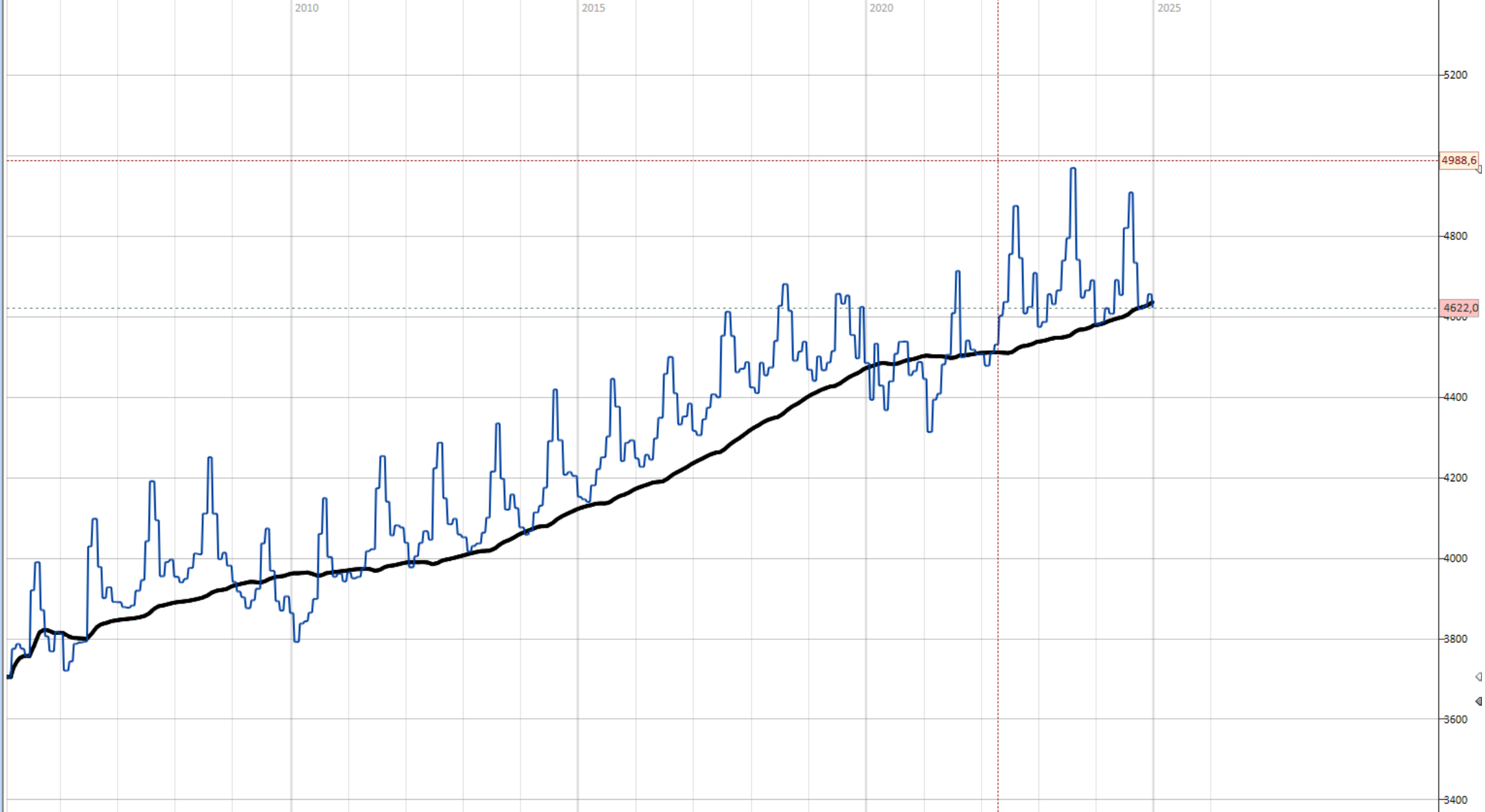
Minskning

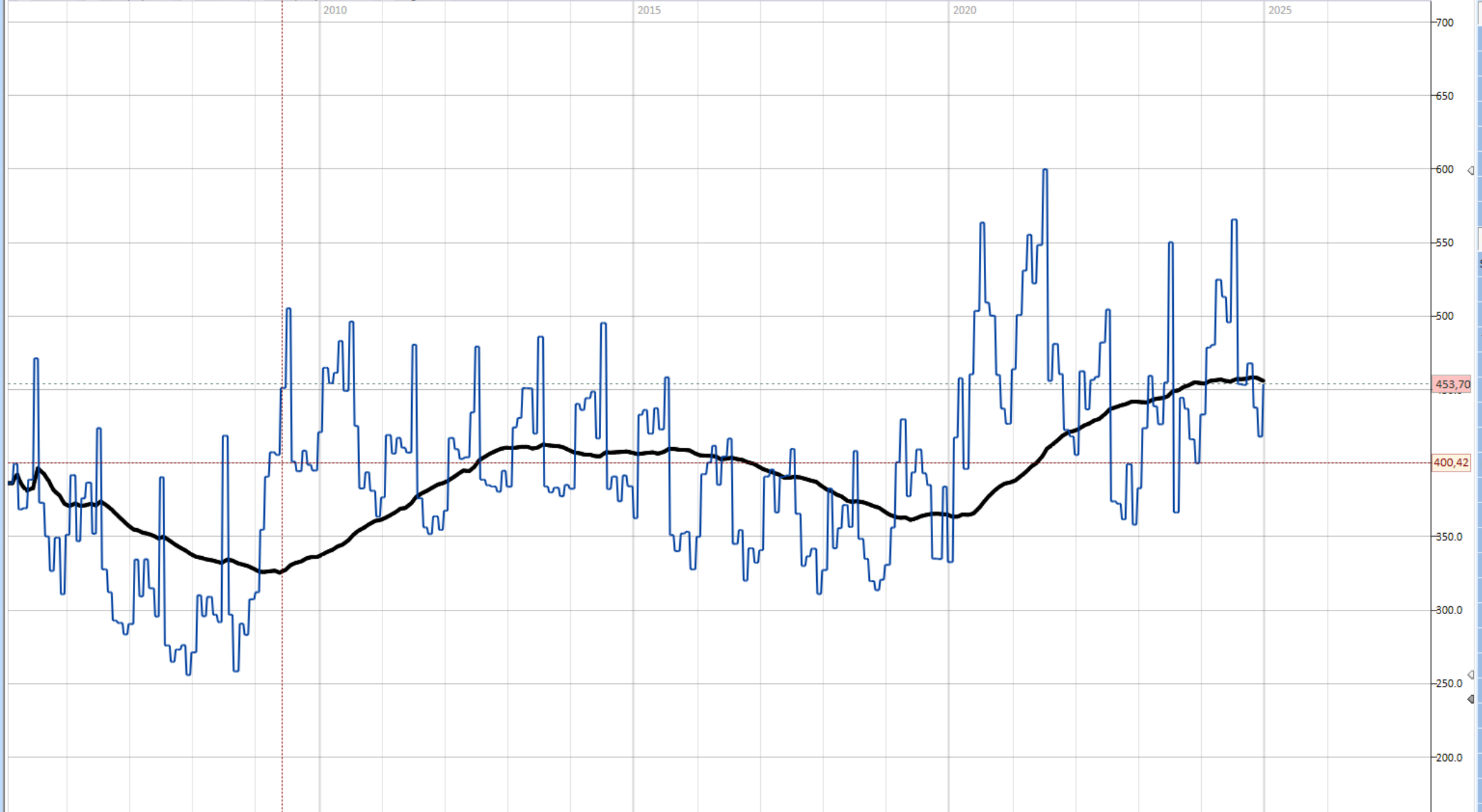
Återhämtning

Recession

Under trend







Inflationstakten enligt KPI

Procentuell förändring jämfört med motsvarande månad föregående år

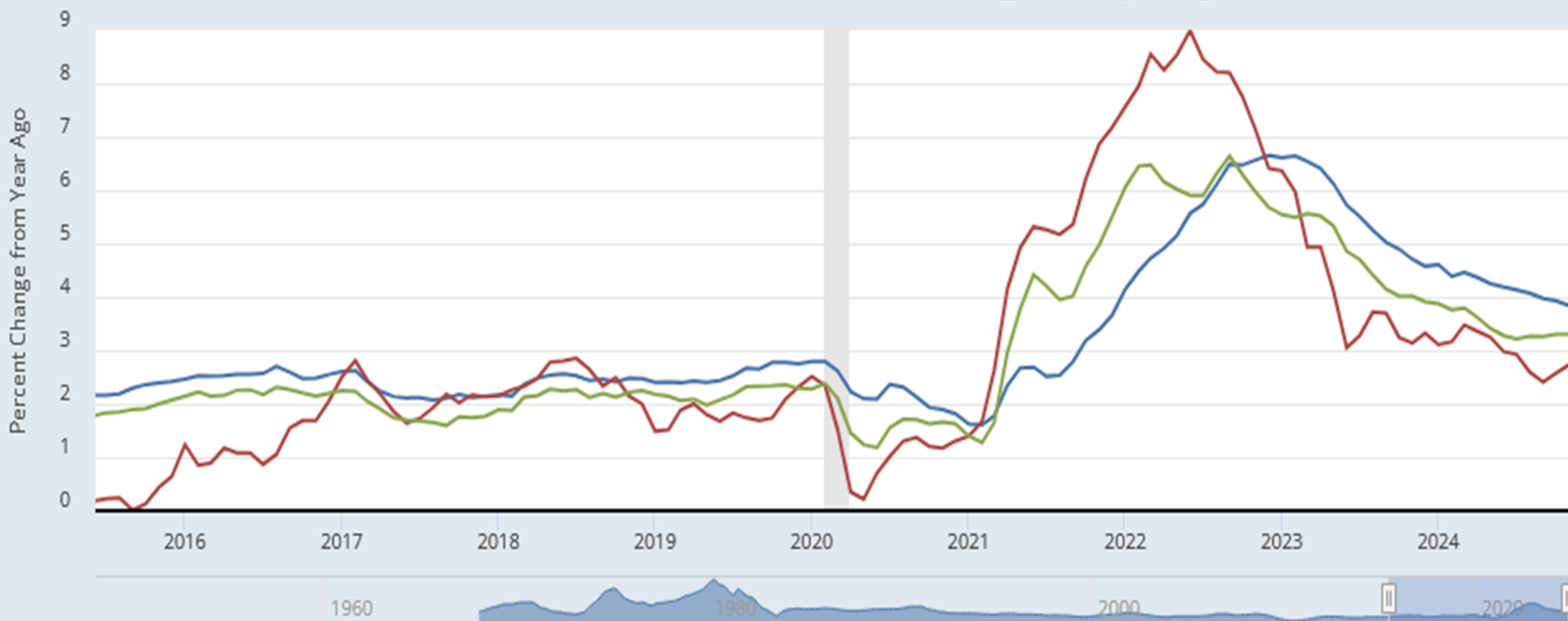


Källa: SCB

Data t.o.m december 2024



- Sticky Price Consumer Price Index
- Consumer Price Index for All Urban Consumers: All Items in U.S. City Average
- Consumer Price Index for All Urban Consumers: All Items Less Food and Energy in U.S. City Average



Sources: Federal Reserve Bank of Atlanta; U.S. Bureau of Labor Statistics

myf.red/g/10TmJ

Observation:
Dec 2024: 4.1
(+ more)
Updated: Jan 10, 2025 7:49 AM CST

Units:
Percent,
Seasonally Adjusted

Frequency:
Monthly

1Y | 5Y | 10Y | Max

2005-11-16 to 2024-12-01

EDIT GRAPH

FRED — Unemployment Rate



Shaded areas indicate U.S. recessions.

Source: U.S. Bureau of Labor Statistics

fred.stlouisfed.org

SENTIMENT OMX S

	Över MA 20	Över MA 50	Över MA 100	Över MA 200
LargeCap	89(39% (63))	86(41%(27))	74(34%(30))	67(44%(38))
MidCap	67(29% (56))	60(34% (33))	46(60% (33))	46(39% (48))
SmallCap	53(53% (37))	58(45% (35))	42(35% (20))	30(25% (21))
	Kort sikt			Lång sikt

Arbetslöshet
8,5% dec24

Folkmängd
10 588230
+23746 nov 24

Inflationstakt enl KPI
0,8 dec 24

Inflationstakt enl KPIF
1,5% dec 24
-0,3%

BNP Volymförändring
0,3% kv3 24

Tillväxttakt för utlåning till hushåll
1,6% dec 24
+0,0%

Ratio →

98.9

Starkare

Ledande

Laggande

Svagate



Indikator
 Trend

Jämförelse
 OMXS30 Index

Intervall
 Dagar

Dagar: 10

- Instrument**
- SX101010PI Software and...
 - SX101020PI Technology ...
 - SX10PI Technology
 - SX151010PI Telecommuni...
 - SX151020PI Telecommuni...
 - SX15PI Telecommunicatio...
 - SX201010PI Health Care ...
 - SX201020PI Medical Equi...
 - SX201030PI Pharmaceuti...
 - SX20PI Health Care
 - SX3010PI Banks
 - SX302010PI Finance and ...
 - SX302020PI Investment B...
 - SX3020PI Financial Servic...
 - SX303020PI Non-life Insur...
 - SX3030PI Insurance

Svart svan teorin är ett koncept för något mycket oväntat med stora ofta förödande konsekvenser. Namnet är en metafor[↓] med bakgrund i att ingen trodde att det fanns svarta svanar i världen, men så var det inte.



Cygne noir är franska för svart svan 
(*Cygnus atratus*).

WIKIPEDIA

<https://www.economist.com/briefing/2025/01/23/chinas-ai-industry-has-almost-caught-up-with-americas>



The
Economist

DeepSeek's models are much cheaper and almost as good as American rivals

Ivanka **Trump** warns investors that meme token bearing her name is fake

Ivanka Trump posted on social media site X on Thursday that a meme coin with her name on it is not real, following the prior launch of \$TRUMP and \$MELANIA tokens.

“I have no involvement with this coin,” she wrote.