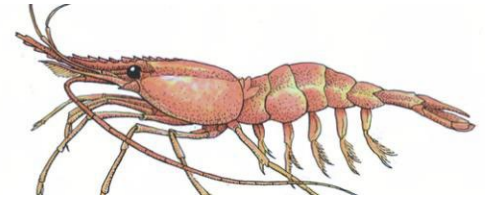


PacificSeafood[®]




Washington - Oregon - California Pink Shrimp Fishery

North Atlantic Seafood Forum

June 21-23, Bergen Norway

Charles Kirschbaum

Agenda

- Overview of Cold Water Pink Shrimp fishery in western United States
 - Pink Shrimp management guidelines
 - 2021 landings
 - Peeling capacity along the West Coast – Year over Year Changes (YOY)
 - Vessel participation YOY
 - MSC Updates
 - Thoughts and outlook for 2022
- 

OVERVIEW OF THE PINK SHRIMP FISHERY WOC

- Specie: *Pandalus Jordani*
- Catch area: Washington, Oregon, California
- Season: April 1st – October 31st
- Soft mud and sandy ocean floor
- Life cycle typically 3 years

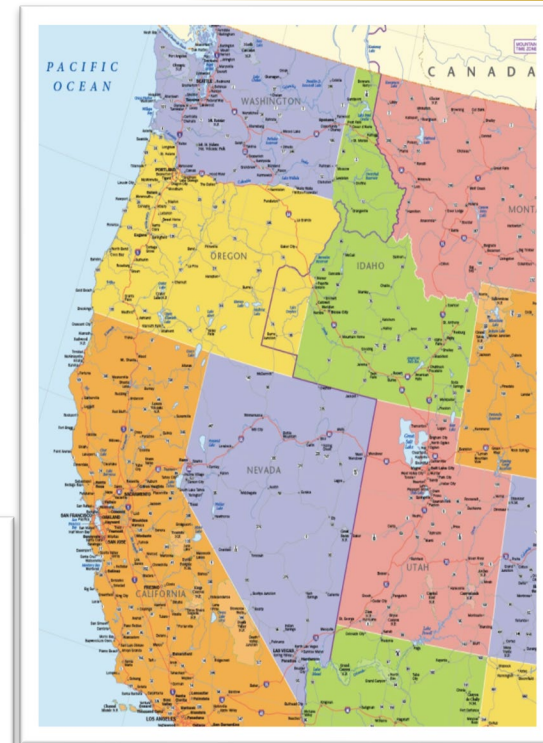
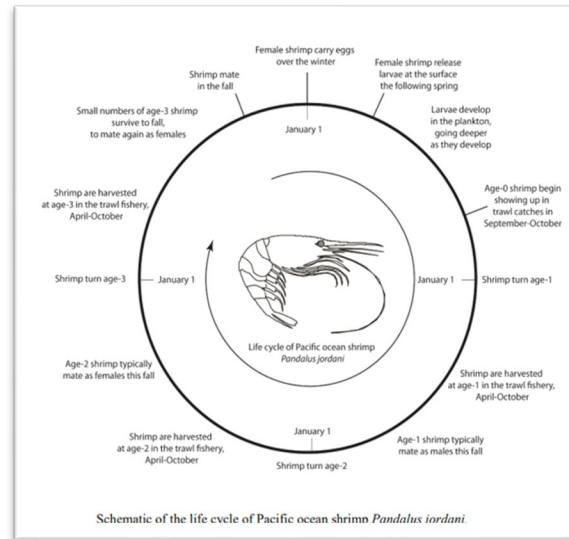


Figure 3. Sizes of age-1 (bottom), age-2 (middle) and age-3 (top) ocean shrimp in relation to penny. Note that the age-3 female shrimp at the top is carrying greenish eggs under the



Schematic of the life cycle of Pacific ocean shrimp *Pandalus jordani*.

Pink Shrimp Management Guidelines – Size & Season

- Minimum count per pound
 - Average 160 count per LB or better
 - Typical range of size from 80 to 150 count per LB
- Harvest is conducted around the spawning season
 - April 1st to October 31st each season
- No Quota
- VMS (Vessel Monitoring System)
- NMFS observer coverage



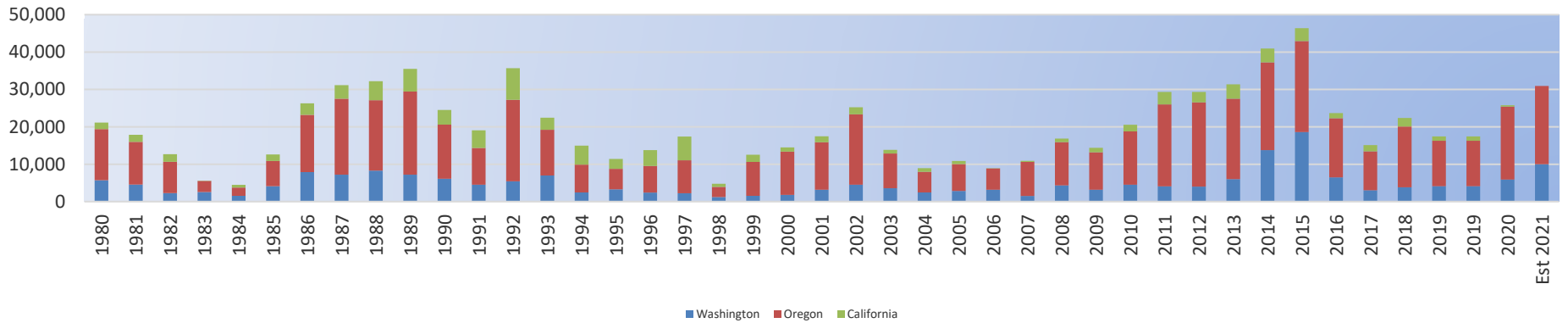
WOC PINK SHRIMP

- Each State manages the fishery independently and responsible for
 - Fish Tickets
 - Biology
 - Enforcement
- All three states manage the resource around season and size
- All three states maintain good cooperation and exchange of information.



ANNUAL WOC PINK SHRIMP LANDINGS BY STATE

Round Landing MT's



	MTS			
Year	Washington	Oregon	California	Total
2016	6,382	15,614	1,370	23,367
2017	3,044	10,411	1,574	15,029
2018	3,835	16,248	2,307	22,390
2019	4,124	12,173	1,144	17,440
2020	6,285	19,201	356	25,842
2021	9,798	20,955		30,752
5 year Average	5,417	15,798	1,345	22,291
20 year Average	5,531	15,023	1,654	22,437

Pink Shrimp Landing by WOC Main Ports

- Westport, WA – 9797 MT up 56% from 6285 MT in 2020
- Astoria, OR – 5888 MT up 6% from 5573 MT in 2020
- Newport, OR – 7864 MT up 25% from 6290 MT in 2020
- Charleston, OR – 3672 MT up 6% from 3452 MT in 2020
- Brookings, OR – 3406 MT down 15% from 4008 MT in 2020
- CA – 0 MT

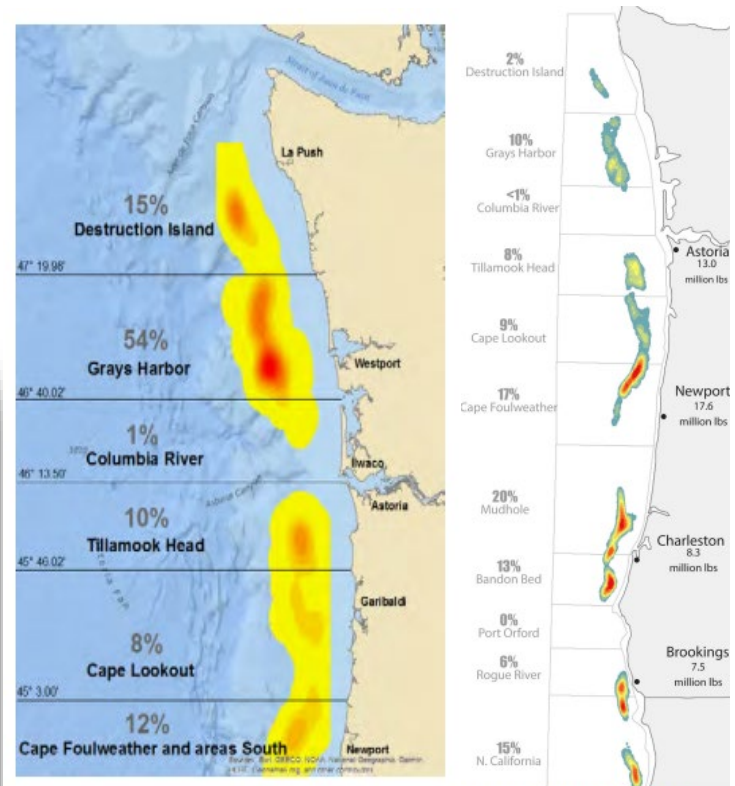


Figure 10. The percentage of 2021 catch by area.

Figure 7. Heat map of pink shrimp catch by state statistical areas for 2021 Oregon landings, and amount of pounds delivered to each port.

2021

PROCESSING AND PEELING CAPACITY - US WEST COAST

35 Peelers Coast-Wide	Peelers	Facilities
Washington	10 – Unchanged	2 Unchanged
Oregon	25 – Unchanged	6 Unchanged
California	0	0



VESSEL PARTICIPATION

	WASHINGTON	OREGON	CALIFORNIA
2011	12	64	12
2012	15	64	13
2013	20	61	16
2014	20+	60	14
2015	39	78	14
2016	28	76	15
2017	21	64	16
2018	18	70	17
2019	22	78	17
2020	28	74	5
2021	29	72	0



MSC CERTIFICATION

- 2007: Oregon state fishery receives MSC certification
 - First wild caught shrimp fishery in the world to receive MSC certification
- 2013: Oregon state fishery recertified
- 2015: Washington state fishery receives MSC certification
- 2018: Oregon and Washington recertified
- 2021: California will likely going into assessment and become the third state to achieve MSC certification for Pink Shrimp
- 2022: 4th Surveillance Audit is underway with California expected to be awarded the MSC certification



Outlook 2022

- Reports toward end of 2021 Season:
 - Good carry over indication of age 0 & 1 year age shrimp
- Water Conditions: El Nino conditions low, strong presence of La Nina which indicates a good cold water current and good shrimp conditions!
- We would expect that volume for 2022 season ought to be similar to that of 2021.

PacificSeafood.

**THANK
YOU**

The bottom of the page features a decorative graphic consisting of several thin, wavy, golden-brown lines that create a sense of movement and depth. Below these lines is a solid blue area that tapers off towards the right side of the image.